

A scenic photograph of a two-lane asphalt road stretching into the distance. The word "START" is painted in large, white, serif capital letters across the road's surface. The road is flanked by dry, yellowish-brown fields and a wire fence. In the background, a range of mountains is visible under a blue sky with scattered white clouds. A semi-transparent orange rounded rectangle is overlaid on the upper half of the image, containing the title and author's name.

# Top Tips for the First Days of Class

Greg Kunzweiler





Center for Teaching &  
Learning Excellence

# What We Will Discuss

- ❖ Organization
- ❖ Icebreakers
- ❖ Active Learning Strategies
- ❖ Communication
- ❖ Building Classroom Community
- ❖ Resources

# First Impressions



Center for Teaching &  
Learning Excellence



# Organization



Center for Teaching &  
Learning Excellence

- ◆ What ways do you get organized before the beginning of the semester?







Center for Teaching &  
Learning Excellence

# Organization Syllabus

Contact Information

Course Policies

Resources

Assessments

Outcomes

Course Description

Schedule

# Organization

## Course Shell



Center for Teaching &  
Learning Excellence

<a href="#">Module 4/Week 4</a> 7	<b>Week 4 Spring 2022</b> ▾ Word Document
<a href="#">Tuesday (Classroom)</a> <a href="#">Thursday (Zoom)</a>	<b>Personal Wellness Plan Phase 2</b> ▾ <b>RECAP RESEARCH PRESENTATION</b> Word Document
Module 5/Week 5 4	<b>Introduction to Health Literacy</b> ▾ PowerPoint Presentation
<a href="#">Tuesday (Classroom)</a> <a href="#">Thursday (Zoom)</a>	<b>Evaluating Health Websites in the Era of Miscommunication</b> ▾ Word Document
Module 6/Week 6 4	<b>Health Information and Health Media Literacy: Considering the Evidence</b> ▾ PowerPoint Presentation
<a href="#">Tuesday (Classroom)</a> <a href="#">Thursday (Zoom)</a>	<b>TEAM NOTES</b> ▾ Word Document
Module 7/Week 7 4	
<a href="#">Tuesday (Classroom)</a> <a href="#">Thursday (Zoom)</a>	
Module 8/Week 8 11	

# Organization Planning Class



Center for Teaching &  
Learning Excellence





# Organization Planning Class



Center for Teaching &  
Learning Excellence

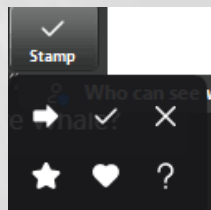
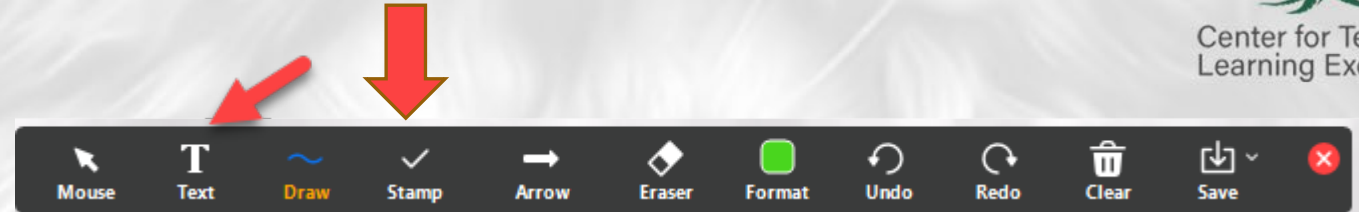
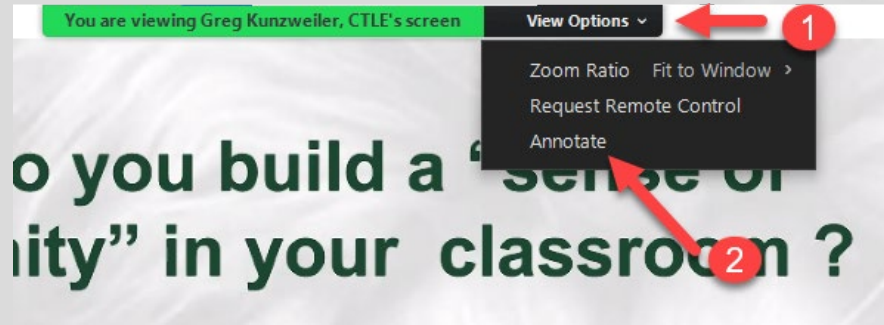
- ◆ 1<sup>st</sup> Day of Class
  - ◆ Create a welcoming environment
  - ◆ Introduce yourself
  - ◆ Icebreaker
  - ◆ Share “Today we will...”
  - ◆ Go over clear routines and expectations – Syllabus
  - ◆ Syllabus Game
  - ◆ Expectations for next class





Center for Teaching &  
Learning Excellence

# Interacting with the Slides

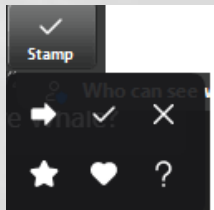




Center for Teaching &  
Learning Excellence

# Icebreakers

- ◆ Bingo
- ◆ Beach Ball
- ◆ Longest Line
- ◆ This or That
- ◆ Syllabus Questionnaire





# Icebreakers



Center for Teaching &  
Learning Excellence

Find out their:

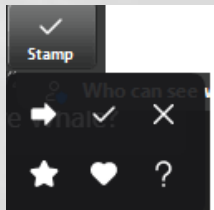
- ◆ Name
- ◆ Where you are from.
- ◆ Physical activity you participate in.
- ◆ I learn best in classes where the teacher \_\_\_\_”
- ◆ “Students in courses help me learn when they \_\_\_\_”
- ◆ “I am most likely to participate in classes when \_\_\_\_”



Center for Teaching &  
Learning Excellence

# Icebreakers

What is one fun thing you did over the summer?





# Active Learning

## General Strategies



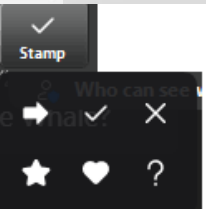
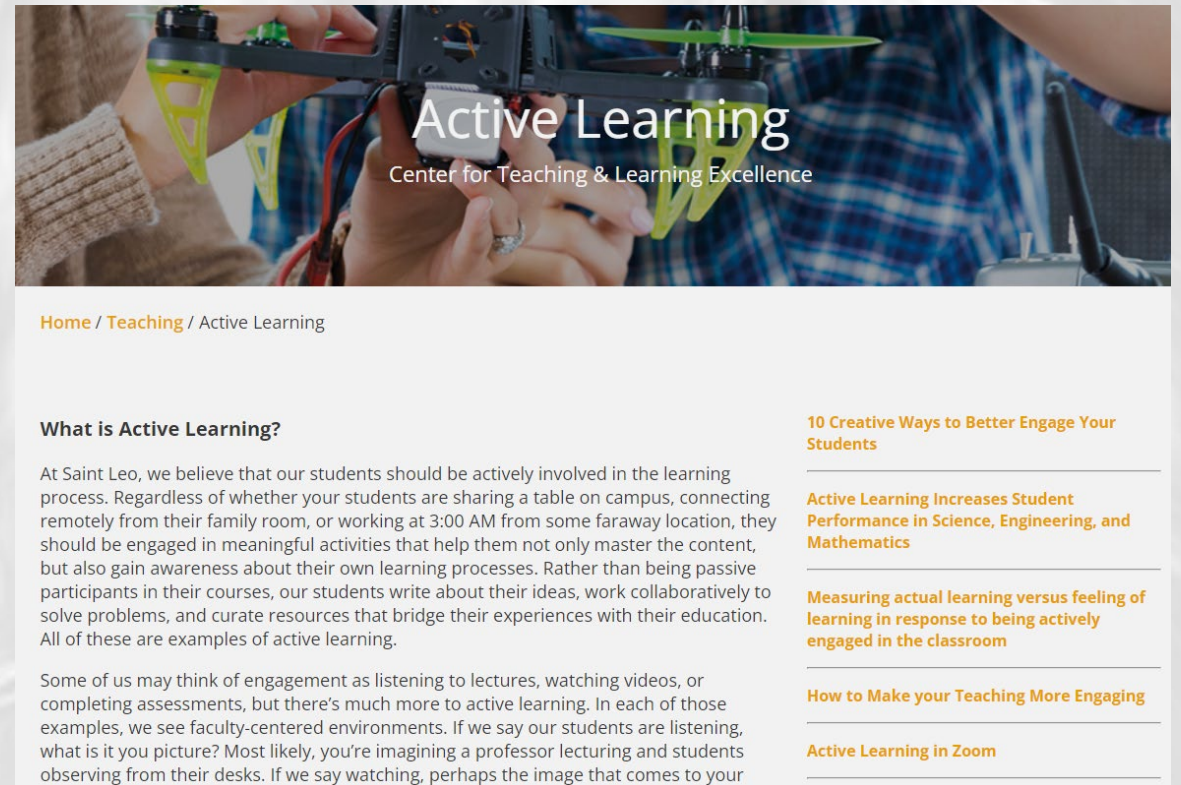
Center for Teaching &  
Learning Excellence

- ◆ Provide a safe environment for students to engage in your class.
- ◆ Build in active learning activities every 20 minutes or less that engage the students in the content.
- ◆ Give instructions to the activity and what you want them to produce.
- ◆ Have materials prepared ahead of class
- ◆ Use a variety of strategies
- ◆ Decide when and where you want to implement active learning strategies. Face to face, Zoom or Online (Asynchronous)

# Active Learning Strategies



- ◆ Think Breaks
- ◆ Student Responses
- ◆ Student Creations
- ◆ Group Activities
- ◆ Simulations





# Communication



Center for Teaching &  
Learning Excellence

Do you communicate with your students before the 1<sup>st</sup> day of class? If so, what do you share with them?

# Communication



Center for Teaching &  
Learning Excellence

Send an introductory email or video before the course begins. Include. . . .

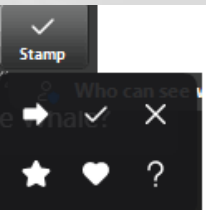
- First-day logistics (and beyond)
- Your hopes for them in this course
- What to expect from you as a professor
- Let them know how to contact you
- The syllabus



# Communication Strategies that Keep Student Connected



- Use Announcements in D2L
- Email Reminders with links to D2L items
- Request students set up Notifications in D2L
- Use due dates in D2L
- Setting up Intelligent Agents
- Be a good human.



# Building Classroom Community

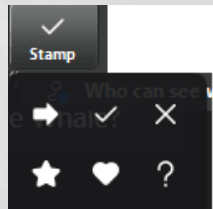
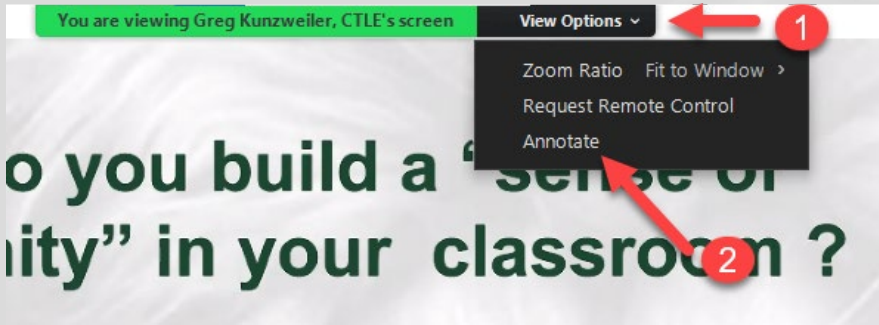
McKinney et. al. (2006) reported that students' "sense of community" substantially influenced student satisfaction with the course, their perception of learning, and their actual academic performance.

McKinney, J. P., McKinney, K. G., Franiuk, R., Schweitzer, J. (2006) The College classroom as a community: Impact on student attitudes and learning. *College Teaching*, 54(3), 281-284.

# How do you build a “sense of community” in your classroom ?



Center for Teaching &  
Learning Excellence



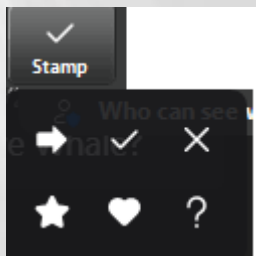




Center for Teaching &  
Learning Excellence

# On Ground Strategies

- Learn students' names (use tent cards, take pictures of groups, study the roster)
- Include time to “get acquainted”
- Arrive early and chat (each week)
- Establish an environment of safety based on mutual trust. Varying viewpoints are welcome in the context of respect.
- Others?

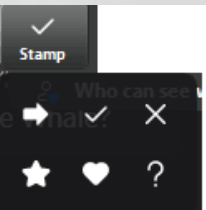


# Online/Asynchronous



Provide asynchronous opportunities for students to interact and collaborate

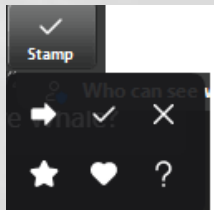
- D2L Grouping Tool
- D2L Video/audio tools
- Flip (Flipgrid)
- Collaborative Notetaking
- Collaborative Quizzes
- Collaborative projects
- Discussion boards
- OneDrive or Google Docs
- Others Strategies?



# Virtual (Zoom) Strategies



- Have students upload a photo or image that represents them (in Zoom profile).
- Encourage them to use Zoom backgrounds; offer an extra credit point for the student who has the best background representing the reading/content for that week. Use a student poll to decide.
- Have someone monitor the chat (chat ninja)
- Ask for feedback – like you really care

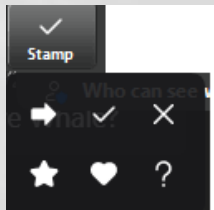




# Virtual (Zoom) Strategies cont.



- Arrive early as you would to an on-ground class. Greet students as they arrive; show kindness, empathy, care, concern (host at a party).
- Use Zoom annotation tools to create opportunities for students to interact, respond, have a voice.
- Use Zoom breakout rooms; assign introductions at first group meeting; give specific tasks; use collaborative document/template for task; keep groups stable for 3-4 weeks.



# 1 Take-Away Strategy

Using the Screen annotation tool, list one strategy you'd like to incorporate into your hybrid, on ground or online class.



Center for Teaching &  
Learning Excellence

# Additional Resources

- ◆ How to Teach a Good First Day of Class
- ◆ First day of Class Articles
- ◆ One Professor's Teaching Manifesto
- ◆ Active Learning
- ◆ Classroom Community